

TAPE LIGHT WIDE INDOOR

WHITE LEDS



KEY FEATURES AND BENEFITS

- Flexible LED Strip
- Powerful lumen output
- 7 color variation
- Customizable 84 different lengths
- Top-Bend
- Wide 28mm width, low height
- Clear type
- Optimum for Indirect Lighting
- LEDs covered by Silicone Case
- **Installation** : See ACCESSORIES for options on mounting channels and brackets.
- **Environment** : Interior, dry location use only.
- **LED** : 3 step MacAdam ellipses
- **Power and Control** : DMX-512, DALI , on/off and dimming control options.
Contact factory for more information.

ORDERING

PRODUCT No.		LENGTH			
TM	08	-	090W	20K	5050
1	2		3	4	5
PRODUCT	OUTPUT		LED COLOR	LEAD WIRES	LENGTH

1 PRODUCT	4 LEAD WIRES
TM-W Tape Light Wide Indoor	- Lead wires at one end. W Lead wires at both ends.
2 OUTPUT	5 LENGTH
08 LED 8.6 mm pitch	See length ordering guide.
3 LED COLOR	
20K 2000K	
25K 2500K	
28K 2800K	
30K 3000K	
35K 3500K	
40K 4000K	
50K 5000K	

PRODUCT SPECIFICATIONS

LEDS	112 /m
LED PITCH	8.6 mm
2000K	2050 lm/m
2500K	2350 lm/m
2800K	3000 lm/m
3000K	3230 lm/m
3500K	3250 lm/m
4000K	3250 lm/m
5000K	3290 lm/m
INPUT	24 VDC±1%
WATTS	28 W/m
WIDTH ¹	28 mm
HEIGHT ¹	8 mm
LENGTH ²	70 mm ~ 5050 mm
WEIGHT	180g (6.3 oz) per meter
BEAM ANGLE	120°
TRIM POINTS	Every 60 mm
Max Unit Connectable	5 m
Bending Radius	60 mm vertical
Operating Temperature	-10° to 40° C

¹ End cap is 31w x 12h mm (1/2 x 1-1/16 in). See DRAWINGS.

² Standard. See LENGTH ORDER GUIDE.

PRODUCT No.

Standard	"W" Type ¹	LED COLOR
TM08-090W20K	TM08-090W20KW	2000K
TM08-090W25K	TM08-090W25KW	2500K
TM08-090W28 K	TM08-090W28KW	2800K
TM08-090W30K	TM08-090W30KW	3000K
TM08-090W35K	TM08-090W35KW	3500K
TM08-090W40K	TM08-090W40KW	4000K
TM08-090W50K	TM08-090W50KW	5000K

¹"Lead wires at both ends" Type

TAPE LIGHT WIDE INDOOR

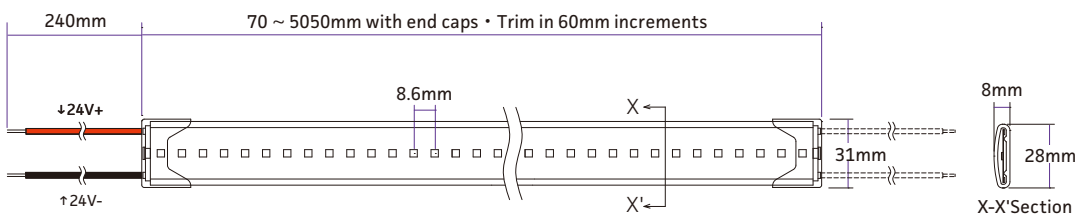
WHITE LEDS

LENGTH ORDER CODE GUIDE (LENGTHS INCLUDE END CAPS.)

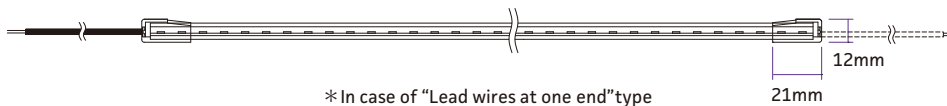
MM	MM	MM	MM	MM	MM	MM	MM
70	730	1390	2050	2710	3370	4030	4690
130	790	1450	2110	2770	3430	4090	4750
190	850	1510	2170	2830	3490	4150	4810
250	910	1570	2230	2890	3550	4210	4870
310	970	1630	2290	2950	3610	4270	4930
370	1030	1690	2350	3010	3670	4330	4990
430	1090	1750	2410	3070	3730	4390	5050
490	1150	1810	2470	3130	3790	4450	
550	1210	1870	2530	3190	3850	4510	
610	1270	1930	2590	3250	3910	4570	
670	1330	1990	2650	3310	3970	4630	

DIMENSIONS

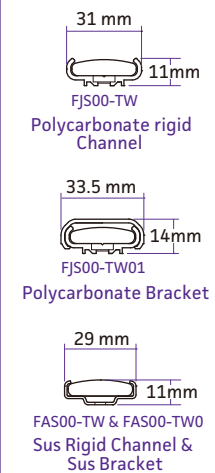
TOP VIEW



SIDE VIEW



Cross-sectional sizes with accessories



ACCESSORIES¹

POLYCARBONATE CHANNEL

FJS00-TW

Rigid channel for straight line installations.

Weight:100g

W x H x L : 30×11×1000mm



SUS CHANNEL

FAS00-TW

Rigid channel for straight line installations.

Weight: 200g

W x H x L : 29×10×1000mm



POLYCARBONATE MOUNTING BRACKET

FJS00-TW01 (Qty:5pcs per pack)

Please use 5pcs per meter for curvy line installation

Weight :2g/PC

W x H x L : 33.5×14×23mm




SUS MOUNTING BRACKET

FAS00-TW01 (Qty:5pcs per pack)

Please use 5pcs per meter for curvy line installation

Weight: 6g/PC

W x H x L : 29×10×20mm



¹Select one method for installation. These accessories are not used together.